



Teacher's Handbook

Material for lessons

Erasmus+
Enriching lives, opening minds.

 Co-funded by
the European Union




Session 1

Discovering the
cards and basic
rules

1. WARM-UP

Talking about card games



2. DISCOVERING THE CARDS AND THE GAME

Observing the cards



2. DISCOVERING THE CARDS AND THE GAME

Introducing the partners

Two teams play against each other


The two partners form a pair.



North



West



East

South



2. DISCOVERING THE CARDS AND THE GAME

Sorting the hand



2. DISCOVERING THE CARDS AND THE GAME

Sorting the hand



3. LET'S PLAY

The golden rule

West leads...



3. LET'S PLAY

The golden rule

So it's East's turn...

Why doesn't North play a green card ?

Has he won ?




3. LET'S PLAY

Card layout convention

When all 4 players have placed their cards on the table and the winner has been decided :

- Each player takes their card
- Turns it over and places it in front of them:



Vertically if your team won



Horizontally if your team lost

3. LET'S PLAY



4. REFLECTION

Exercises

West has played the first card. Who won the trick?



4. REFLECTION

Exercises


West has played the first card. Who won the trick?



4. REFLECTION

Exercises

West has played the first card. Who will win the trick?






Session 2

Playing as a Team

1. WARM-UP

Reviewing the rules



1. WARM-UP

Exercises


North has played the first card. Who will win the trick?



2. DISCOVERING PARTNERSHIP PLAY

Exercises

Which card would you recommend South to play?



2. DISCOVERING PARTNERSHIP PLAY

Exercises

North leads and plays the yellow 8.

What do you play in East?

What do you play in South?




3. LET'S PLAY



4. REFLECTION

Thinking as a team






Session 3

Using a arrow deck

1. WARM-UP

Reviewing the rules



1. WARM-UP

Exercises

West leads.

Help South choose the right card.



1. WARM-UP

Exercises

West leads.

Help South choose the right card.



1. WARM-UP

Exercises

West leads.

Help South choose the right card.



2. DISCOVERY – THE ARROW DECK

Dealing process



3. LET'S PLAY

Playing the first arrow deal



Deal no. 0
Dealer : NORTH

4. REFLECTION

Comparing results

Deal no. 0 – Dealer : NORTH






Session 4

Introducing the Dummy

1. WARM-UP

Reviewing the previous lesson

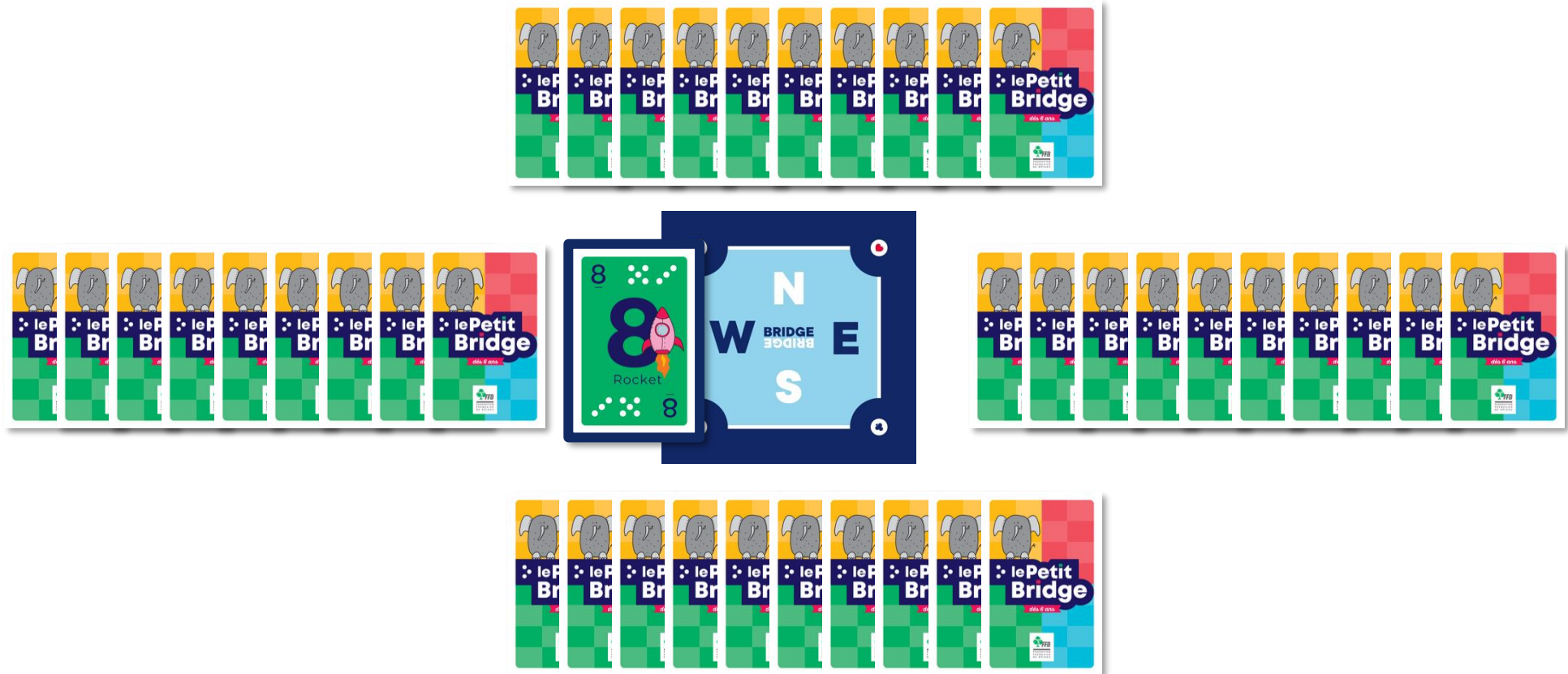


2. DISCOVERY – INTRODUCING THE DUMMY

Introduction of the Bridge's special feature: **the dummy**


West has just dealt... I am sitting in South.

West has led the green 8.



2. DISCOVERY – INTRODUCING THE DUMMY

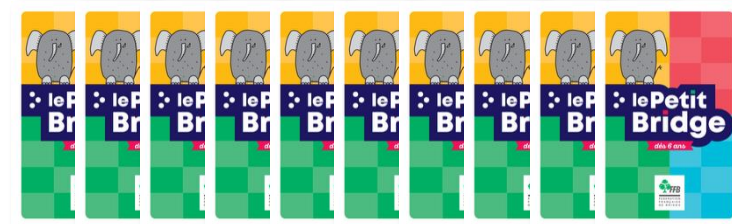
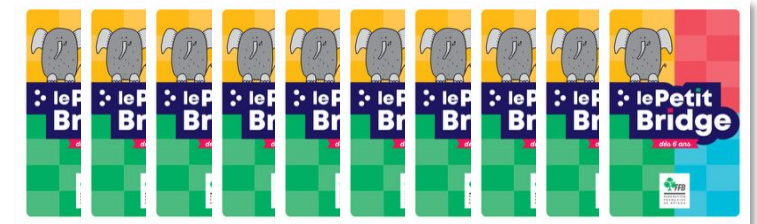
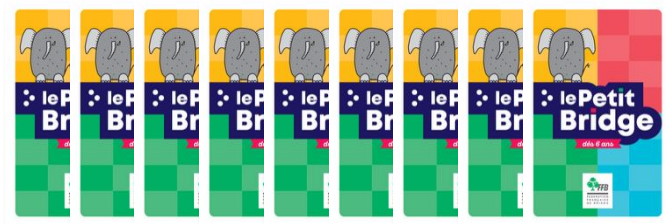
Nord displays his game for all to see. He will play the role of the dummy. This means that (for this game) he will have to wait for his partner's orders to play his card.



2. DISCOVERY – INTRODUCING THE DUMMY



The dummy



You play the green 4.

2. DISCOVERY – INTRODUCING THE DUMMY

Exercises

1/ Who will be the dummy if East leads ?

2/ Who will be the dummy if North leads ?

3/ If North is the dummy, who was the leader ?



3. LET'S PLAY




Deal no. 1
Dealer : SOUTH

3. LET'S PLAY



4. REFLECTION

Short discussion






Session 5

Master cards

1. WARM-UP


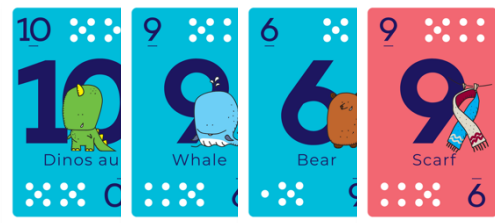
Reviewing the previous lesson



1. WARM-UP Exercises

North is the Dummy.

How would you play if you were West?



1. WARM-UP Exercises

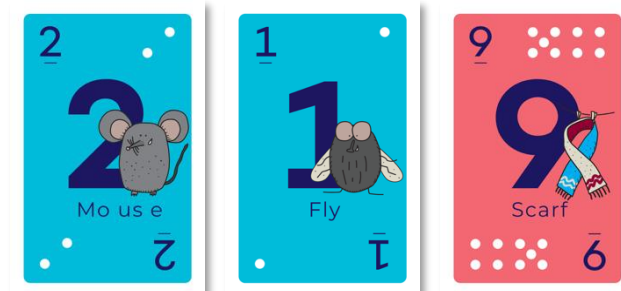

North is the Dummy.

How would you play if you were East?




2. DISCOVERY – MASTER CARDS

1/



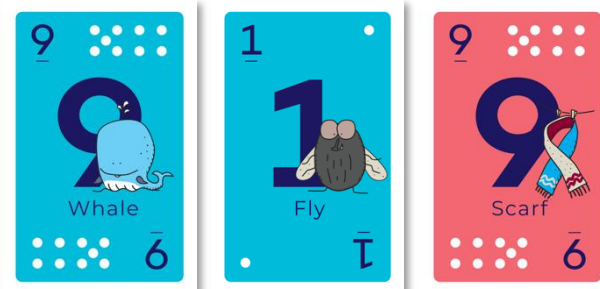

2. DISCOVERY – MASTER CARDS

2/



2. DISCOVERY – MASTER CARDS

3/



3. LET'S PLAY



Deal no. 2
Dealer : NORTH


3. LET'S PLAY

Deal no. 2 – Dealer : NORTH



4. REFLECTION

Identifying master cards






Session 6

Practice session

1. WARM-UP

Reviewing the previous lesson



1. WARM-UP

Exercises

How many master cards does the North-South team have?

How many tricks can the North-South side expect to win?



1. WARM-UP

Exercises

How many master cards does the North-South team have?

How many tricks can the North-South side expect to win?



2. LET'S PLAY



Deal no. 3
Dealer : SOUTH

3. REFLECTION

Observing the game






Session 7

Promoting cards

1. WARM-UP

Revisiting master cards



1. WARM-UP


Exercise

1/ How many master does North-South have?

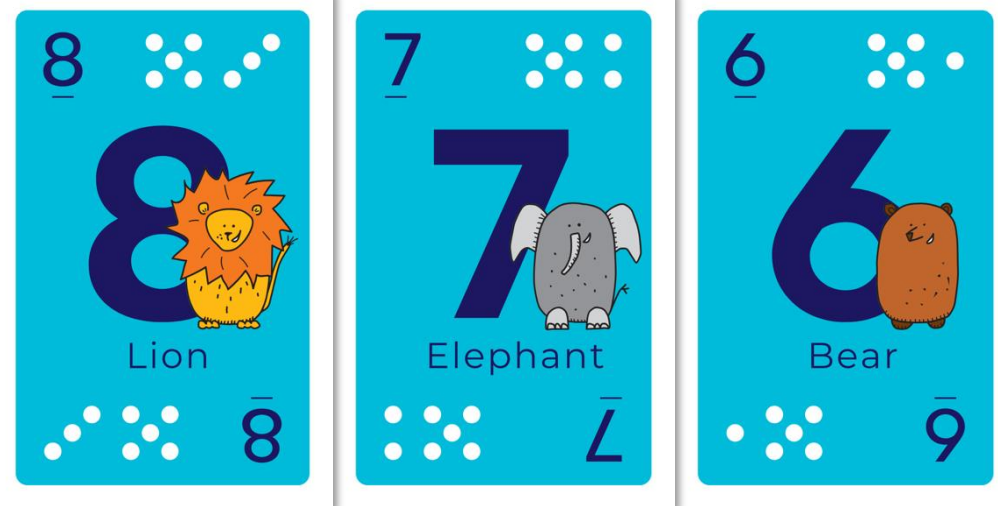
2/ How many tricks are they sure to win?



2. DISCOVERY – PROMOTING CARDS



2. DISCOVERY – PROMOTING CARDS



2. DISCOVERY – PROMOTING CARDS

Exercises

Do you have a strategy to win more tricks?



2. DISCOVERY – PROMOTING CARDS

Exercises

In each case, North and South have no master cards. How many tricks can they promote?

1/



2. DISCOVERY – PROMOTING CARDS

Exercises

In each case, North and South have no master cards. **How many tricks can they promote?**

2/



2. DISCOVERY – PROMOTING CARDS

Exercises

In each case, North and South have no master cards. **How many tricks can they promote?**

3/



2. LET'S PLAY



Deal no. 4
Dealer : NORTH

3. LET'S PLAY

Deal no. 4 – Dealer : NORTH



4. REFLECTION

Understanding promotion

